

Cranab HC185



Cranab HC185

The Cranab HC185 - optimised forestry technology through and through. The parallel harvester crane is the strong tool for single action harvesters in final felling and tough thinning, and never compromises on performance!

The slewing, lifting and telescopic functions are powerful and well-dimensioned. The crane also boasts a geometry that provides good reach and an impressive lift height.

The crane is easy to manoeuvre with great precision and high efficiency across the entire working area. Its meticulous construction and high material quality make the Cranab HC185 capable of both felling and processing within extensive reaches.

With its tilting slewing motor, the CRH specialises in awkward, challenging operations in the forest. The crane is equally at home in dense forest and on steep terrain.

The HC185 can also be supplied with a fixed base plate without a slewing motor, making it ideal for installation onto most harvesters. Thanks to the low-flux parallel function, the crane is extremely energy efficient.

Examples of strong details: The HC185 is designed in such a way that the tip of the boom moves quickly out to the tree, while the crane is strong at the machine end. This makes for superior handling of harvester units both with and without a

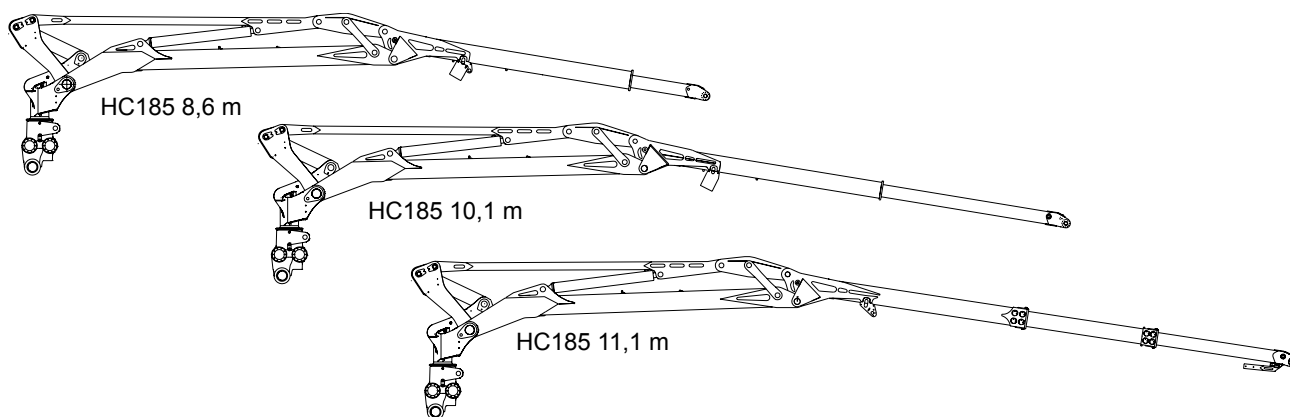
load.

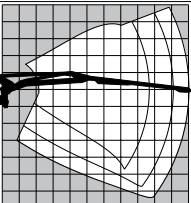

The low centre of gravity and short crane column produce a sturdy machine with good visibility from the cab.

The Cranab HC185 and its uncomplicated structure guarantee operational reliability and easy servicing. Separate, low-set lubrication points for safer lubrication come as standard, as does the outer boom lighting that illuminates the harvester head at close range.

As always, Cranab's well-organised hose routing provides sound protection against external influences.

The Cranab HC185 gives performance, comfort and reliability - a strong, reliable partner!



Range of movement.	Technical data: Reach		8,6 m	10.1 m	11.1 m		
White field indicates the crane's range of movement. 	Max. reach		8,6 m	10,1 m	11,1 m		
	Lifting force at tip of boom, at reach						
		6,3 m	2460 kg	4,3 m	3925 kg	4,3 m	3840 kg
		7,8 m	1845 kg	6,3 m	2425 kg	6,3 m	2300 kg
		8,6 m	1610 kg	8,8 m	1550 kg	9,3 m	1315 kg
				10,1 m	1285 kg	11,1 m	1050 kg
Size  15-18 tonne machine weight	Gross slewing torque		46,0 kNm	46,0 kNm	46,0 kNm		
	Slewing angle		195°/240°	195°/240°	195°/240°		
	Boom extension		0,70 m	2,15 m	3,00 m		
	Working pressure		24,0 MPa	24,0 MPa	24,0 MPa		
	Rec. oil flow		200-280 l/min	200-280 l/min	200-280 l/min		
	Weight		2 465 kg	2 565 kg	2 695 kg		

Right to alteration reserved. Pictures do not always show cranes in standard version.



Cranab AB
922 82 VINDELN, SWEDEN
Tel +46 933-135 00, Fax +46 933-617 36, Mail: info@cranab.se, www.cranab.com

