



# Lifting power for the future

Truck cranes for forestry  
transportation and recycling

**Cranab®**  **Slagkraft®**

FASSI GROUP




# The power of Cranab.

Cranab is a world-leading manufacturer of cranes, grapples and related equipment. Ever since the 1960s, we have been driven by our passion for quality, development and a constant desire to improve our customers' everyday lives.

Our extensive, sound experience in the development, manufacture and sale of cranes testifies to our quality and long-term thinking. Each of our cranes is carefully manufactured with precision and is tested in the tough Nordic climate to suit professional users the world over.

Our range of truck cranes has been specifically developed for timber transportation and recycling. We have focused our development on the driver's environment, driving characteristics, performance and quality. Together with our proprietary range of grapples, control system and wide range of options, the cranes form an effective overall solution for each truck on which they have been mounted. All for a better working day.





# Developed for professional work

Our timber transport and recycling cranes are specially designed for trucks; they are made with high-strength materials, modern, proven technology and world-class hydraulics.

Our truck cranes perform equally well in the forest as they do in industrial areas, and they move just as gracefully in urban environments as in the countryside. The cranes are able to handle everything from timber and scrap to most forms of material handling easily. Irrespective of the task involved, the work is carried out with great precision and a high degree of performance.

The reach of the truck cranes makes Cranab one of the market leaders in its class. Their ample reach significantly streamlines both loading and unloading.

They are robust, versatile and lightweight cranes, yet they meet the highest demands of both safety and environment. Their development has focused on quality, operational reliability and service-friendliness.

## EXPERIENCE THAT GIVES STRENGTH

Cranab's roots are in the development and manufacture of cranes for professional forestry. Our cranes for harvesters and forwarders have long been recognised and popular around the world. We introduced our very first range of cranes for trucks back in the 1990s.

Our latest generation of truck cranes is based on the best of both worlds by combining proven technology, performance and smart solutions with an understanding of the user's requirements.



**MAKE THE RIGHT  
CHOICE RIGHT AWAY**

**Contact us or  
a dealer for personal  
service when choosing  
your equipment.**

You can find your nearest  
dealer at [www.cranab.se](http://www.cranab.se)



# CRANES | FORESTRY TRANSPORT

## For demanding users

Cranab truck cranes for timber transport are optimised and adapted to suit every step of the operation. The cranes are available in Z and L versions and with different reaches.

The cranes are made for the demanding user. Our reliable cranes are aimed at professional operators who want to work quickly and safely with efficient loading and unloading cycles. They are suitable for anyone in need of a strong, robust low-weight crane with high performance, well-planned geometry and low power losses.

Cranab cranes are available with flexible operator environments. We offer open operator positions with various placements, such as operator's position with adjustable canopy. For anyone looking for the very best comfort and weather protection, we offer one of the best cabs on the market. We also offer several control system solutions to meet the needs of every user.



## OUR CRANES



**TL12** • Robust L-design cranes available with several alternative reaches. Being able to lay the crane on top of the load makes for efficient work.



**TZ12** • Versatile and quickly extendable Z-design cranes available in both single and double-action telescopic versions. Available from a compact 7.7 metres to a long 10.5 metres.



**TZ13** • Our latest model for timber handling. A modern, versatile and strong Z-crane available as a single or double telescopic crane. Its reach is 8.5 metres to no less than 10.5 metres.



**TZ18** • Our most powerful crane for the most demanding tasks. The TZ18 is a strong crane that is big enough to handle the largest and heaviest logs.



## FOCUS ON DRIVER ENVIRONMENT

### Good to know...

... we offer operator positions in alternative locations, weather protection and one of the best cabins on the market.

Learn more about operators' positions on page 21.



”

The crane has smooth, accurate movements, and is strong throughout its range of motion.

Daniel Fjärsmans  
Insjöns timmertransporter AB





TL12

## L-design truck cranes

Cranab's L-design truck crane always puts you one step ahead: It is powerful, versatile and flexible, service-friendly and safe.

### DEEP DOWN POWER

Each TL crane is equipped with torque link, making the lifting force more even over the entire working area. Like all Cranab truck cranes, internal pipe and hose routing is standard.

### EASY TO LOAD

The TL crane is practical in its design and is offered with several different reaches. Loading is really efficient with the longest reach. The operator can reach everywhere without having to reposition the truck or drive too close to the landing. The crane can be quickly extended atop the load for a rapid move to the next site.

The cranes can be equipped with different types of operator's positions, different forms of lighting and a market-leading wireless weighing system.

### ULTRASOUND INSPECTIONS

Because sitting in the operator's position must be absolutely safe, Cranab conducts a mandatory ultrasound inspection of all critical welded joints. Our manufacturing process standards require the area surrounding the crane column and mounting to be uncompromisingly hard wearing. We inspect the welded joints with ultrasound to make sure they meet our high standards.

### INTERNAL ROUTING

Every hose and pipe is routed internally and protected throughout the arm system.

### TORQUE LINK

Link between the post and main boom for increased power in all situations. The torque link means uniform movement and speed right across the working range, giving good operating characteristics.

### SLEWING MOTOR

The crane's slewing motor with double slewing systems gives a 425 degree slewing angle. This means that the crane has a very good slewing ability in several directions. The geometry of the slewing motor and several components are taken from the forwarder crane technology.

### PINS OF THE HIGHEST CLASS

The pins are of a good size. They are nitrocarburised for improved durability and maximum corrosion protection. Low friction means reduced wear on all bushings.

### SLIDE BLOCKS

Slide blocks adjustable from the outside of the outer boom. Adjustments can easily be made from outside using a hex key to make the crane steady and stable.

### DOUBLE TELESCOPE

Cranab is one of few manufacturers able to offer a full 10 metre reach. The TL cranes are available with both single and double telescoping for maximum agility and the best reach.



## DID YOU KNOW THAT...

### ... A three-point yoke makes a difference

Cranab's truck cranes are equipped with a three-point yoke that sits on the stabiliser beam. The three-point yoke counteracts torsion in the truck chassis.

### ... Smooth braking crane

The cranes are equipped with end-position damping in the slewing motor. This enables smooth braking at each end position, which gives reduced wear and good operational characteristics.



## LEADING REACH

### EXCELLENT REACH

Cranab is one of few manufacturers able to offer up to a full 10-metre reach. The TL12.1 is a single-telescope crane with a reach of 8.3 metres, while the TL12.2 is a double-telescope crane with the greatest reach, namely 10 metres.





# TZ12 / TZ13 / TZ18

## Z-version truck cranes

With Cranab's Z-crane, operators are productive right from the outset. The wide range of cranes includes several designs and reaches. The TZ12 and TZ13 are available in six versions, which means the models meet the needs of most users. If even more power and strength are required, there is the muscular TZ18.

### UP AND RUNNING IN NO TIME

Our Z-crane are quickly extendable and retractable. World-class hydraulics give responsive, strong cranes and leading operational characteristics. With the carefully adapted geometry, as well as the crane's other components and solutions, the foundation is laid for a very efficient timber handling.

### OPTIMISES LOADING SPACE

Thanks to its compact design and the Z-crane's parking mode, you can load to the maximum every time. The ability to fold the Z-crane onto the back

of the truck is its great advantage. With the Z-crane, it is therefore possible to put a full load on the truck without losing load capacity.

### ULTRASONIC INSPECTIONS

The manufacture of the cranes is meticulous and welding is substantially robotised. We have introduced a mandatory ultrasound inspection of critical welded joints around the crane column. We inspect the welded joints with ultrasound to make sure they meet our high standards. Sitting in the operator's position must be absolutely safe.

### INTERNAL ROUTING

Every hose and pipe is routed internally and protected throughout the arm system.

### TORQUE LINK

Link between the post and main boom for increased power in all situations. The torque link means uniform movement and speed right across the working range, giving good operating characteristics.

### SLEWING MOTOR

The crane's slewing motor with double slewing systems gives a 425 degree slewing angle. This means that the crane has a very good slewing ability in several directions. The geometry of the slewing motor and several components are taken from the forwarder crane technology.

### PINS OF THE HIGHEST CLASS

The pins are of a good size. They are nitrocarburised for improved durability and maximum corrosion protection. Low friction means reduced wear on all bushings.

### SLIDE BLOCKS

Slide blocks adjustable from the outside of the outer boom. Adjustments can easily be made from outside using a hex key to make the crane steady and stable.

### SINGLE AND DOUBLE TELESCOPING

Cranab is one of few manufacturers able to offer more than 10 metres of reach. The TL cranes are available with both single or double telescoping for maximum agility and the best reach.



## DID YOU KNOW THAT...

### ... The telescopic effect is unique

Cranab's unique design of the TZ12 and TZ13 allows the cranes to reach further than other cranes on the market. The outer boom is completely straight and accommodates longer booms. This gives it a much better telescoping effect and increases reach.

### ... TZ18 is the strongest of all

TZ18 crane model is designed to be used for the toughest of tasks. The crane is robust, impressively rated and used for demanding tasks. The TZ18 can handle the largest timber and heaviest material and takes over from the TZ13 when the greatest capacity is needed.



## FLEXIBLE RANGE

### REACHES UP TO 10.5 METRES

Cranab is one of few manufacturers able to offer more than 10 metres of reach. The reach of this range of cranes is large.

The TZ12.1 is a single-telescope crane with a reach of 8.3 metres. The TZ12.2 is a double-telescope crane available with 7.7, 9.3 and 10.5 metre reaches. The single telescope crane TZ13.1 has a reach of 8.5 metres, and the double telescope crane TZ13.2 has 10.5 metres.

The muscular TZ18 is available with a choice of reaches up to 10.2 metres.





# GRAPPLES | ON-ROAD

Cranab's on-road grapple series is designed and engineered especially for truck crane work.

The grapple series comprises three sizes, the CT35, CT40 and CT50. While it is based on our extensive experience of grapples for forestry machines, the series is a further development specially engineered for truck cranes.

When used together with Cranab's TL and TZ crane ranges, the grapples form a complete system optimised and carefully tested for their area of use.

## CORRECTLY DIMENSIONED

For road haulage, lower weight is always in focus. When developing the grapples, we focused a lot on weight optimisation and dimensioning without compromising on performance, reliability and ease of operation. Thanks to meticulous work and smart choices, we have been able to reduce material thickness in the grapples and make them narrower than others.

## LOADING AND UNLOADING

Like our off-road grapples, the on-road grapples

penetrate log piles easily. They have very good roll-in properties, are easy to work with and handle the timber efficiently.

Grapples used on forwarders are designed for sustained operation and demanding jobs. Grapples on truck cranes operate at a completely different frequency. Truck grapples are used for loading and unloading log piles and do not usually not dig into the ground like grapples on forwarders. Our on-road grapples are optimised for their area of use.

## CT35



### Small, versatile and compact

The **CT35** is the smallest grapple in the product range. It's a very compact and agile grapple that does the job just as well as the larger models but on a smaller scale.

The grapple is suitable for all applications where smaller trucks and cranes are used and there is no need to pick up large volumes in each grab.

## CT40



### Grapple that suits most

The **CT40** is our standard size, and this grapple model is suitable for the overwhelming majority of users and truck cranes.

This grapple combines performance, weight and lifting capacity in a very good way. Like its stable mates, the CT40 has great roll-in characteristics, high penetration and wide opening.

## CT50



### Our biggest on-road grapple

The **CT50** is unique to the truck range and designed to maximize each grab load and maintain the highest tempo. It grabs large volumes at a time.

This grapple size is popular throughout Europe, and the CT50 is unequalled at meeting the needs of the most demanding users and the toughest jobs.



# Strong, versatile cranes for recycling

Material handling and recycling are important industries throughout Europe and form part of the work to help create a global sustainable society. Cranab's RZ product range is aimed at professional users in the fields of recycling and material handling.

The cranes are reliable, efficient and based on well-proven technology. They have been fully adapted for their area of use in recycling and material handling. The RZ cranes have inherited several good qualities from Cranab's world-renowned crane range for forwarders. They are also closely related to Cranab's TZ range for timber trucks.

The cranes feature protected hose routing, world-class hydraulics and are customised with leading stability monitoring and electronics.



**MAKE THE RIGHT  
CHOICE AT ONCE**

**Contact us or  
a dealer for personal  
service when choosing  
your equipment.**

You can find your nearest  
dealer at [www.cranab.se](http://www.cranab.se)



# CRANES | RECYCLING

## For efficient material handling and recycling

Cranab's RZ cranes are specially designed for professional use in recycling. The philosophy behind them is that they should be responsive, easy to operate and very reliable. The cranes are fully adapted to today's modern Euro 6 trucks.

RZ cranes are designed for compact and safe mounting behind a truck cab. From there, the operator gets the very best visibility and the crane the best radius of action. Cranab's RZ cranes have a 425 degree slewing angle and are double telescopic, which means that each crane can make maximum use of the working area regardless of reach. The operator's position is available in a number of designs and alternative locations for the best comfort and working environment. The crane properties have been adapted for safe work in densely populated environments.

The stabiliser beam is available in a standard width as well as a wider version. It is particularly suitable for recycling applications and in cases where smaller trucks have been equipped with slightly larger cranes. The wide stabiliser beam provides optimal stability and the support legs and have good raising and lowering properties.



## OUR CRANES



**RZ12** • Fast and efficient Z-crane optimised for handling materials. Compact parking mode, quickly extendable and large slewing angle. Double telescopic is standard and is available from 7.7 to 10.5 metres' reach. The RZ12 is also available as a single telescopic crane with a reach of 8.3 metres.



**RZ13** • Our latest model for material handling and recycling. A modern, strong and flexible crane whose capacity spans the gap between the RZ12 and RZ18. Available in four versions and as a single or double telescope crane. The largest RZ13.2 crane has a reach of 10.5 metres.



**RZ18** • Robust and muscular Z-crane, designed to handle the toughest tasks and the heaviest lifts. Equally as efficient and fast as the smaller cranes, and with the same good qualities.



”

The RZ13TR is a crane with the potential to make a “green” difference in the world thanks to its flexibility, robustness, ease of use and especially its performance.”

Anders Strömgren, CEO Cranab



## OPTIONAL EXTRAS & FEATURES

**Stabiliser beam, control system and own colour scheme.**

More options and features can be found on pages 22 and 23.





# RZ12 / RZ13 / RZ18

## Robust cranes for recycling

With Cranab's efficient RZ-cranes, every operator becomes productive right from the outset. The RZ range consists of three optimised sizes.

The RZ12 is available in four versions with maximum reaches from 7.9 to 10.5 metres. The new RZ13 also comes in four versions with reaches from 7.9 to 10.5 metres. With their market-leading reach and high lift capacity across the entire working area, the RZ12 and RZ13 meet the needs of most users. If even more power and strength is required, there is the muscular giant RZ18.

### UP AND RUNNING IN NO TIME

RZ-cranes are quickly extendable and retractable. It takes a short time for the support legs to be extended until the crane is ready for use. World-class hydraulics give responsive, strong cranes and leading operating characteristics. The carefully adapted geometry together with the crane's other components and solutions lay the foundation for the very efficient

handling of scrap or other materials. The characteristics of the crane and the choice of operator's position locations mean the operator always has a full overview. Remote control is also available as an option.

### EXTRA COMPACT SOLUTION BEHIND THE CAB

The RZ13 is available in a compact TR version with telescoping main boom that is specially modified for mounting behind the driver's cab. The TR unites strength with agility and combines reach, high lifting force and innovative design. TR cranes take up minimal space in parking mode as they require no space under the stabiliser beam. TR cranes are suitable for modern trucks with short wheelbases. They are used for recycling, handling construction materials and loading into containers or onto platforms.

### PINS OF THE HIGHEST CLASS

The pins are of a good size. They are nitrocarburised for improved durability and maximum corrosion protection. Low friction means reduced wear on all bushings.

### TORQUE LINK

Link between the post and main boom for increased power in all situations. The torque link ensures uniform force and speed over the entire working area, providing excellent operating characteristics.

### PILOT-CONTROLLED CHECK VALVE

Safety system for recycling work. For safe crane operation.

### SLEWING MOTOR

The crane's slewing motor with double slewing systems gives a 425 degree slewing angle. This means that the crane has a very good slewing ability in several directions. The slewing sensor is next to the slewing motor.

### STABILITY CONTROL

System with sensors for checking stabiliser beams, crane arm position and load, plus a control unit with software to make sure the vehicle is stable in all set-ups and load scenarios.

### STABILISER BEAM WITH DIFFERENT WIDTHS

A wider stabiliser beam may be preferable in recycling. The stabiliser beam can be equipped with internal hoses and is available in two different maximum widths.

### DOUBLE TELESCOPE

Cranab is one of few manufacturers able to offer more than 10 metres of reach. The RZ cranes are equipped with double telescoping for maximum agility, strength and reach. This also applies to the smallest RZ12 crane. The seven-metre crane is just as robust as its bigger siblings.

### SLIDE BLOCKS

Slide blocks adjustable from the outside of the outer boom. Adjustments to make the crane steady and stable are easily done from the outside using an Allen key.

### INTERNAL ROUTING

Every hose and pipe is routed internally and protected throughout the arm system.

## → DID YOU KNOW THAT...

### ... The smallest crane is compact in several ways

The 7.7-metre RZ12 is designed not to protrude under the stabiliser beam when stowed in parking mode. This makes it ideal for recycling work and the very latest trucks.

### ... Weld joints undergo ultrasonic inspection

The manufacture of the RZ cranes is meticulous and welding is substantially robotised. Sitting in the operator's position must be absolutely safe. Accordingly, the welded joints in the area around the crane column and mounting undergo a mandatory ultrasound inspection to ensure they meet our high standards.

## → REACH AS FAR AS YOU NEED

### REACHES UP TO 10.5 METRES

Cranab is one of few manufacturers able to offer more than 10 metres of reach. This range of cranes has great reach.

As a double telescope crane, the RZ12 has a reach of 7.7 and 9.3 metres, and as a single telescope crane, the reach is 10.5 metres. The new RZ13 has a reach of up to 8.5 metres in the single telescope version and a full 10.5 metres with double telescopes.

The muscular RZ18 has a reach of no less than 10.2 metres.



# OPERATOR'S POSITION

Without the operator nothing gets done, and every user is unique. We've taken that into account.

Operating the crane and grapple equipment is part of the operator's everyday life. Because the operator's position must be safe, ergonomic and enable rapid start-up, we have created several alternative solutions.

First, choose whether the operator's position should be open or equipped with a cab. Depending on the size of the crane, the nature of the work and the truck model, the open operator's position can be located centrally or to the right or left of the crane column.

The cab is mounted to the left as standard, but can also be ordered for right-hand installation. While the cab provides the best comfort and weather protection, the open operator's position can be supplemented with a canopy and heated seat for an optimum operator environment.

There are several lever options. There are various joystick and lever options for both mechanically and electrically controlled cranes.



## Open operator's position with multiple options

Great flexibility. The open operator's position is available with either mechanical or electrical controls.

The seat can be located to the right or left of the crane column or centrally. The centrally mounted seat is available in two versions, either with the seat facing straight ahead or eight degrees off-centre.

For best comfort, the open operator's position can be equipped with a heated seat and weather protection against rain, wind, snow and strong sunlight. Both operator's seat armrests are foldable and extra lighting can be selected for installation on the outer boom and at the operator's position.

The operator's seat height is more than ample, and provides for excellent visibility. Thus there is excellent visibility across the entire work area, which enhances safety and makes work easier.

There are solid, anti-slip steps height adjusted for ease of entry.

The crane's sturdy railings and hand holds make climbing safe.

## Joysticks and levers

There are several lever options. There are various joystick and lever options for both mechanically and electrically controlled cranes.

## Operator's cab

For the very best comfort and operating experience, our operator's cab comes with a stainless steel body.

The cab is a modern, ergonomic solution that creates a comfortable, protected and safe operator environment in all weathers and climatic conditions. The quick height adjustment of the cab means visibility is always optimal. A protective windscreen blind is available as an option.

## Comfort and at-a-glance controls

The cab has a comfortable, ergonomic operator's seat and well-placed controls. The cab can be fitted with mechanical or electrical controls.



## + Entertainment

The driver's cab can be equipped with a radio package (DAB and FM) including USB, aux jacks and two speakers.

## + Lighting

Forward-facing, roof-mounted LED light ramp (120W, 8800 lumens) and a rearward-facing LED light mounted on the lower part of the cab are available as options.

## + Heating & cooling

A water heater, diesel heater and an air conditioner are three options that increase comfort.

## + Colour scheme

The cab can be painted in any colour. Colour selection is based on RAL codes.

## + Engine control

Special motor controls that govern start, stop and speed adjustment, are available as options.





# OPTIONS & FEATURES

It's important for us that your truck crane meets your expectations. Together, we'll tailor a solution that meets your specific needs perfectly.

Our cranes have the highest standards right from the outset. But there are still opportunities to equip the crane a little extra so you get it the way you want it.

## CONTROL SYSTEM AND LEVERS

For electrical control of Cranab cranes with cab, we offer two good joystick options. Parkers mini-lever is standard and a trigger lever is optional. The trigger lever consists of a Parker base and a joystick with a pistol grip for thumb and index finger. It is also adapted for future functions.

For many truck crane operators, a longer joystick is particularly sought after because it is perceived to provide a better level of comfort, especially

in a crane-post mounted cab where movements and vibrations are more tangible than otherwise.

## COLOUR DISPLAY

If you choose an electrically operated crane and driver's cab, a clear LCD screen shows the crane settings, among other things.

## WEIGHING SYSTEM

An option for Cranab's truck cranes are weighing solutions. With a crane weighing device, the vehicle can be fully loaded without the risk of exceeding the permissible weight limits. Each load can be optimised and productivity increased, avoiding unnecessary trips. The operator can feel safe and the vehicle will be roadworthy.

” The crane has a good lifting geometry. We load and unload many times in the space of one day and the crane's geometry makes sure each work cycle flows smoothly.

Micke Andersson | EHAB hauliers




**Support leg valve**  
Electrically/manually operated. 4-6-8 sections suitable for single-circuit, dual-circuit and LS systems.



**Activation lock**  
Safety device when operating the stabiliser leg valve.



**Colour options**  
The standard colour is red (RAL 3020) but the main boom and outer boom may be ordered in any RAL colour as an option.



**Retraction of support legs**  
180 degree support leg retraction with external hose routing or mechanical retraction 45 or 60 degrees.

**Control more than the crane**  
Start and stop the truck's engine and control its rpm.



**Slew sensor**  
The slew motor is equipped with a slew position sensor. Applies to recycling cranes.



**Weighing system**  
The weighing system is one of the most important Cranab truck crane options. It helps the operator load correctly and make sure the vehicle is neither overloaded nor underloaded. Supplied with crane scale, software and Android device.

**Lighting**  
Several lighting options are available for illuminating the work area. For example:

- + **Outer boom:** Forward-facing LED lighting on either side of the crane boom.
- + **Driver's cab:** Powerful, forward-facing, roof-mounted LED light ramp and a rearward-facing LED light mounted on the lower rear part of the cab
- + **Open operator's position:** Front-facing LED lamps.





OVERVIEW CRANES



TL12								LS	1K	2K	Weight	Telescope
TL12.1	8.3	115 kNm	8.3 m	1.57 m	425°	29.3	26	120–160	80–100	2 x 70	2415 kg*	Single
TL12.2	10.0	106.4 kNm	10.0 m	3.1 m	425°	29.3	26	120–160	80–100	2 x 70	2535 kg*	Double

TZ12								LS	1K	2K	Weight	Telescope
TZ12.2	7.7	110.5 kNm	7.7 m	2.53 m	425°	29.3	26	120–160	80–100	2 x 70	2450 kg*	Double
TZ12.1	8.3	108 kNm	8.3 m	1.97 m	425°	29.3	26	120–160	80–100	2 x 70	2425 kg*	Single
TZ12.2	9.3	102.8 kNm	9.3 m	3.1 m	425°	29.3	26	120–160	80–100	2 x 70	2475 kg*	Double
TZ12.2	10.5	99.7 kNm	10.5 m	3.9 m	425°	29.3	26	120–160	80–100	2 x 70	2515 kg*	Double

TZ13								LS	1K	2K	Weight	Telescope
TZ13.1	8.5	118 kNm	8.4 m	2.05 m	425°	29.3	26	120–160	80–100	2 x 75	2380 kg**	Single
TZ13.2	10.5	112 kNm	10.45 m	4.0 m	425°	29.3	26	120–160	80–100	2 x 75	2450 kg**	Double

TZ18								LS	1K	2K	Weight	Telescope
TZ18.1	8.3	182 kNm	8.3 m	1.85 m	425°	29.3	26	120–160	80–100	2 x 70	2910 kg**	Single
TZ18.2	10.2	171 kNm	10.15 m	3.70 m	425°	29.3	26	120–160	80–100	2 x 70	3000 kg**	Double


RZ12								LS	1K	2K	Weight	Telescope
RZ12.2	7.7	110.5 kNm	7.7 m	2.53 m	425°	29.3	26	120–160	80–100	2 x 70	2450 kg*	Double
RZ12.1	8.3	108 kNm	8.3 m	1.97 m	425°	29.3	26	120–160	80–100	2 x 70	2425 kg*	Single
RZ12.2	9.3	102.8 kNm	9.3 m	3.1 m	425°	29.3	26	120–160	80–100	2 x 70	2475 kg*	Double
RZ12.1	10.5	99.7 kNm	10.5 m	3.9 m	425°	29.3	26	120–160	80–100	2 x 70	2515 kg*	Double

RZ13								LS	1K	2K	Weight	Telescope
RZ13.1	8.5	118 kNm	8.45 m	2.05 m	425°	29.3	26	120–160	80–100	2 x 75	2380 kg**	Single
RZ13.2	10.5	112 kNm	10.45 m	4.0 m	425°	29.3	26	120–160	80–100	2 x 75	2450 kg**	Double
RZ13TR.1	7.9	122 kNm	7.92 m	2.58 m	425°	29.3	27	120–160	80–100	2 x 75	2490 kg**	Single
RZ13TR.2	9.5	118 kNm	9.5 m	4.16 m	425°	29.3	27	120–160	80–100	2 x 75	2570 kg**	Double

RZ18								LS	1K	2K	Weight	Telescope
RZ18.1	8.3	182 kNm	8.3 m	1.85 m	425°	29.3	26	120–160	80–100	2 x 70	2910 kg**	Single
RZ18R.2	8.3	172 kNm	8.38 m	1.85 m	425°	29.3	26	120–160	80–100	2 x 70	2850 kg**	Double
RZ18.2	10.2	171 kNm	10.15 m	3.70 m	425°	29.3	26	120–160	80–100	2 x 70	3000 kg**	Double

\* = Weight with open operator's position.  
\*\* = Weight without open operator's position.

LIFTING FORCE\* FOR RESPECTIVE REACH



			3 m	4 m	5 m	6 m	7 m	8 m	9 m	10 m
CRANE VERSION	TL12.1	8,3	3500	2900	2320	1940	1630	1380		
	TL12.2	10,0	3300	2600	2100	1810	1500	1300	1130	970
	TZ12.2	7,7	3200	2570	2200	1830	1530			
	TZ12.1	8,3	3090	2390	2005	1750	1510	1300		
	TZ12.2	9,3	3080	2380	1930	1730	1470	1260	1100	
	TZ12.2	10,5	2880	2250	1870	1650	1430	1230	1050	900
	TZ13.1	8,5				2000	1685	1475		
	TZ13.2	10,5				1900	1570	1380	1200	1100
	TZ18.1	8,3				3100	2500	2250		
	TZ18.2	10,2				2900	2400	2100	1850	1650
REACH										

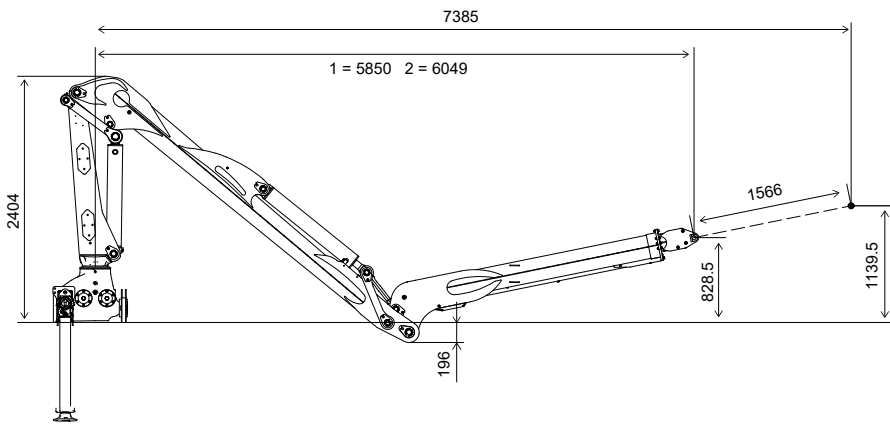
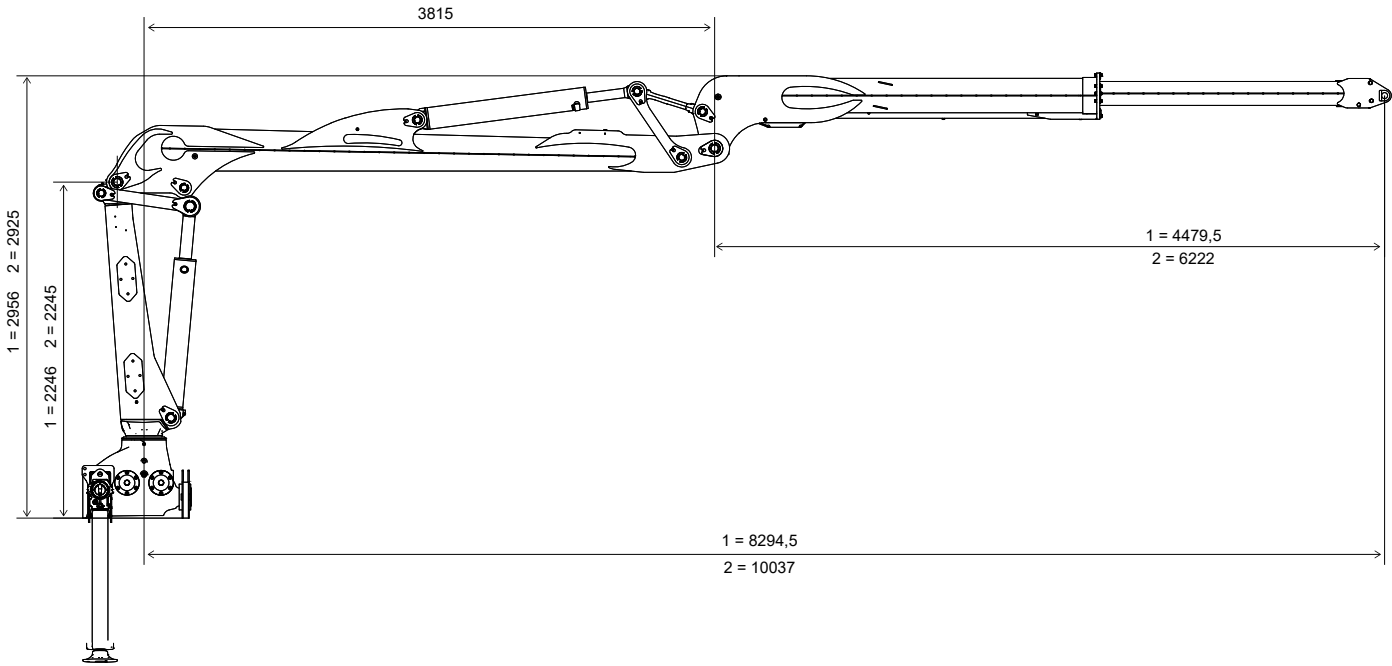
			3 m	4 m	5 m	6 m	7 m	8 m	9 m	10 m
CRANE VERSION	RZ12.2	7,7	3200	2570	2200	1830	1530			
	RZ12.1	8,3	3090	2390	2005	1705	1510	1300		
	RZ12.2	9,3	3080	2380	1930	1730	1470	1260	1100	
	RZ12.1	10,5	2880	2250	1870	1650	1430	1230	1050	900
	RZ13.1	8,5				2000	1685	1475		
	RZ13.2	10,5				1900	1570	1380	1200	1100
	RZ13TR.1	7,9	4100	3100	2385	2000	1700	1600		
	RZ13TR.2	9,5	4000	3000	2285	1900	1600	1400	1230	
	RZ18.1	8,4				3100	2500	2250		
	RZ18.2	10,2	5400	4100	3500	2900	2500	2200		
REACH										

\* applies to unequipped crane without e.g. grapple and rotator

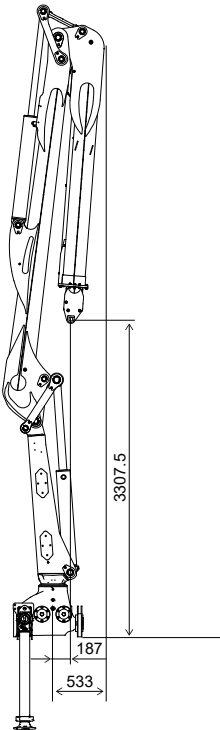


DIMENSIONS\* TL12.1 / TL12.2

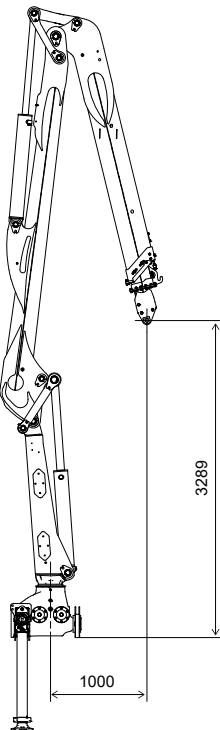
1 = TL12.1  
2 = TL12.2



TL12.1



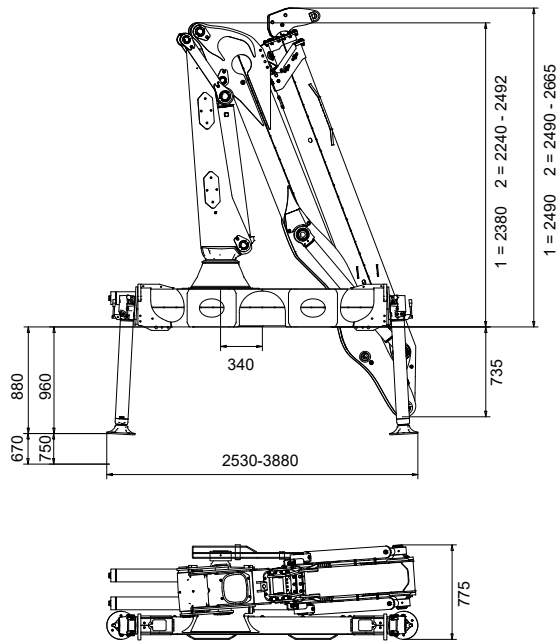
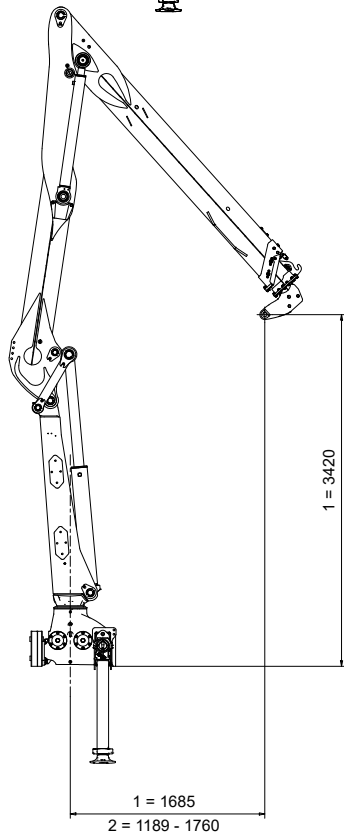
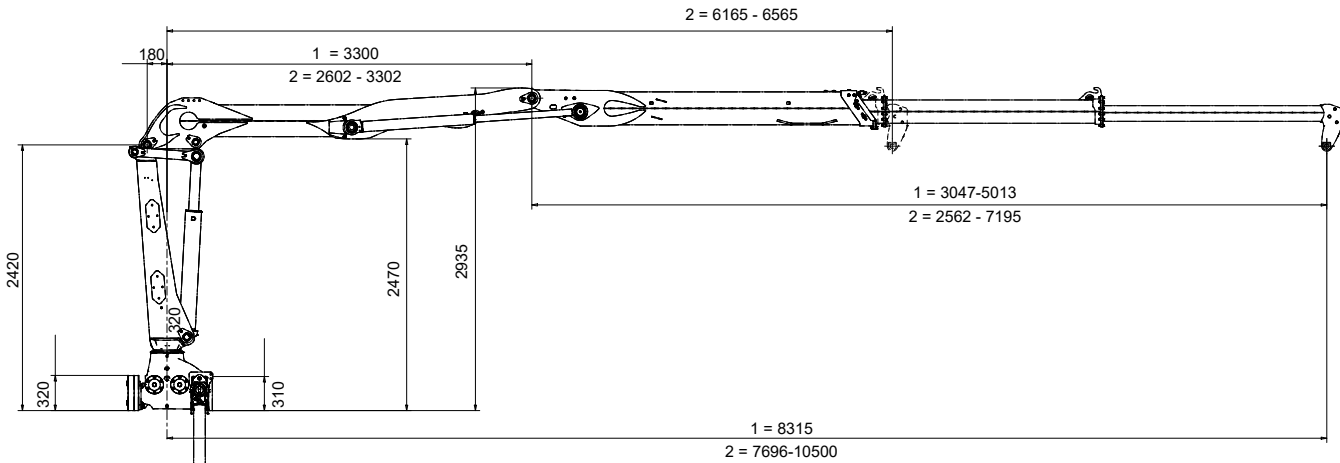
TL12.2



\*All dimensions in mm.

DIMENSIONS\* TZ12.1 / TZ12.2 | RZ12.1 / RZ12.2

1 = TZ12.1 / RZ12.1  
2 = TZ12.2 / RZ12.2



Because we are constantly developing and improving our products, we reserve the right to modify the data in the brochure.

We are not responsible for misprints. If you need additional information or design documentation, please contact us at Cranab.

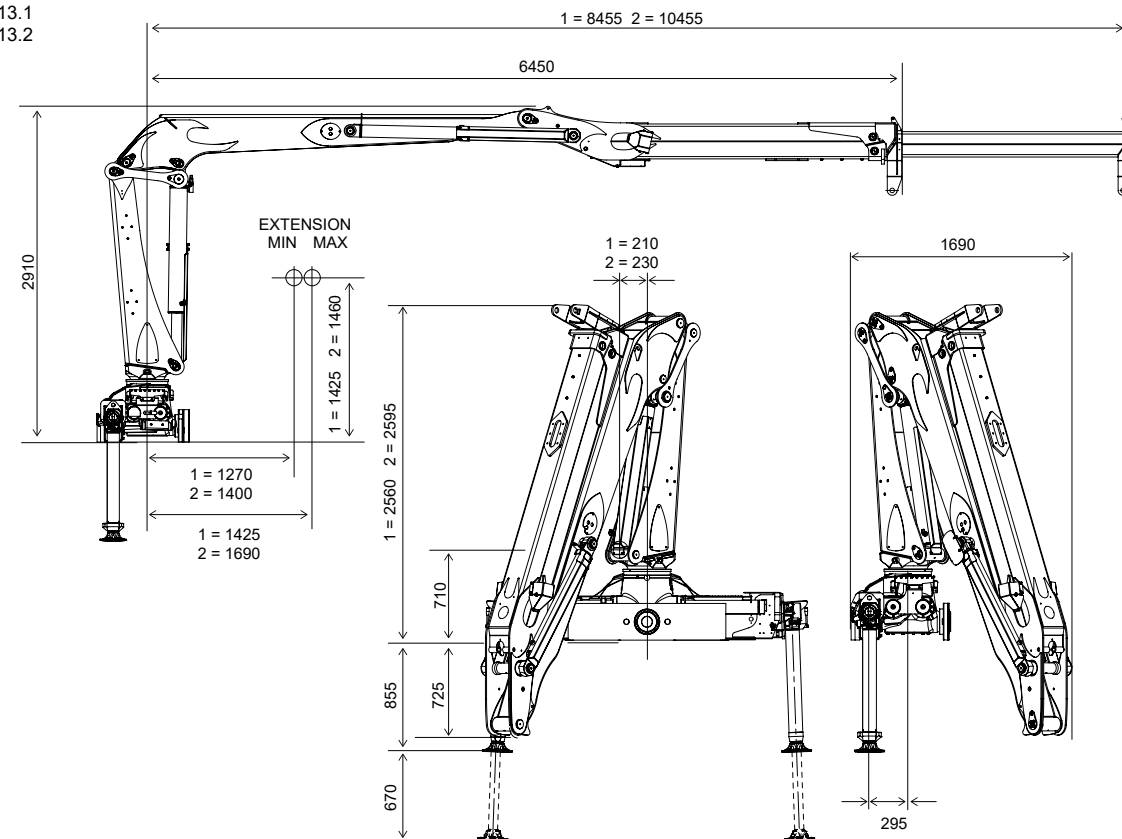
\*All dimensions in mm.

The illustrations show the dimensions of a number of basic crane positions.



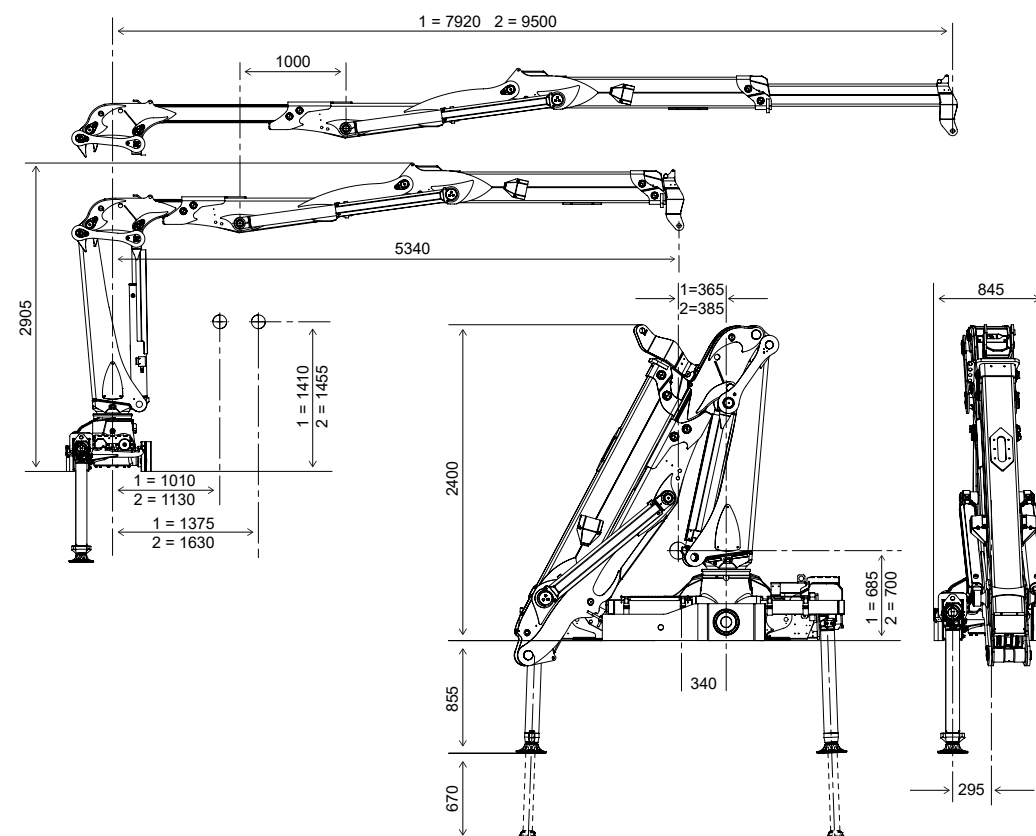
### DIMENSIONS\* TZ13.1 / TZ13.2 | RZ13.1 / RZ13.2

1 = TZ13.1 RZ13.1  
2 = TZ13.2 RZ13.2



### DIMENSIONS\* RZ13TR.1 / RZ13TR.2

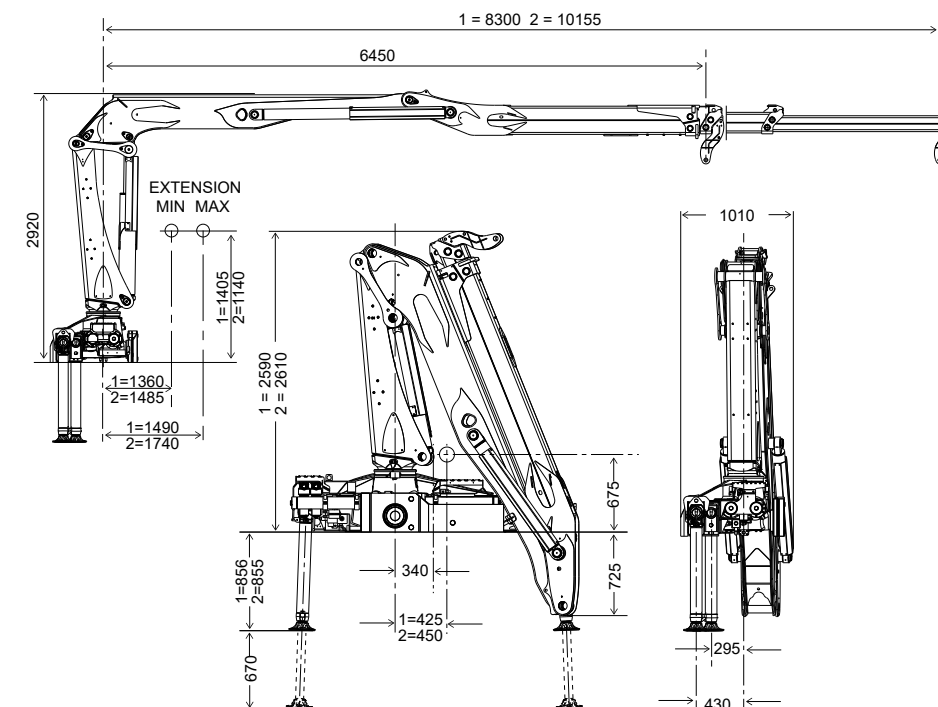
1 = RZ13TR.1  
2 = RZ13TR.2



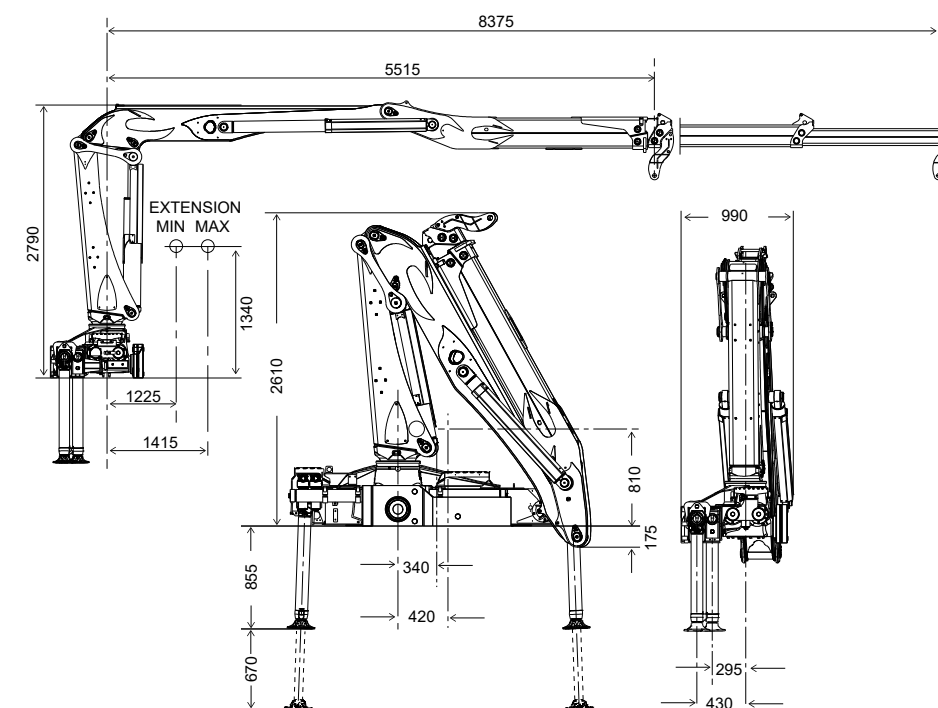
\*All dimensions in mm.

### DIMENSIONS\* TZ18.1 / TZ18.2 | RZ18.1 / RZ18.2

1 = TZ18.1 / RZ18.1  
2 = TZ18.2 / RZ18.2



### DIMENSIONS\* RZ18R.2



\*All dimensions in mm.

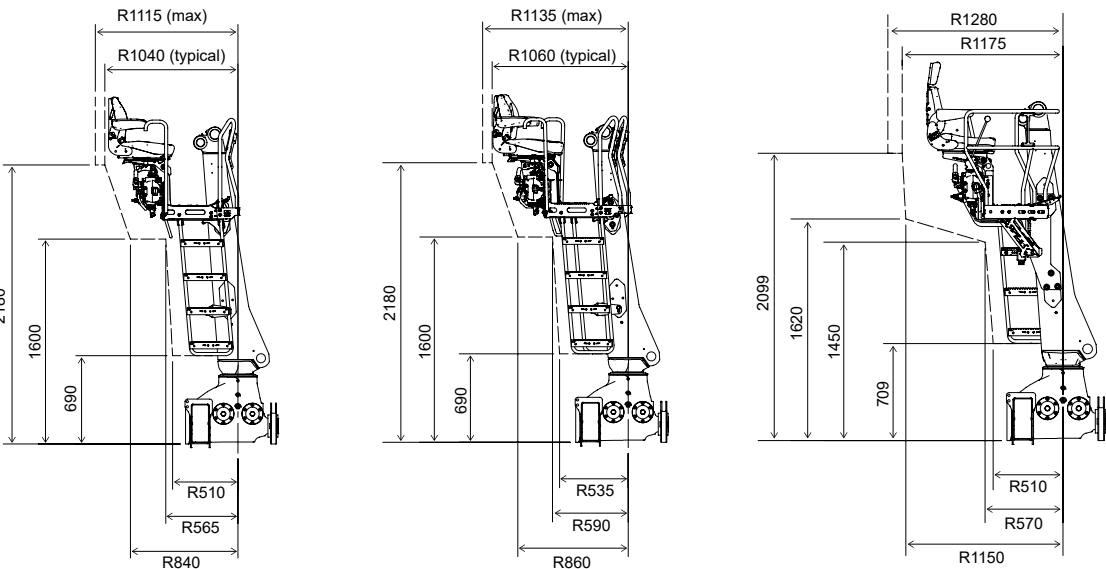
The illustrations show the dimensions of a number of basic crane positions.



# OPERATOR'S POSITION

TECHNICAL DATA TL12 | TZ12 | RZ12

OPERATOR'S POSITION - OPEN



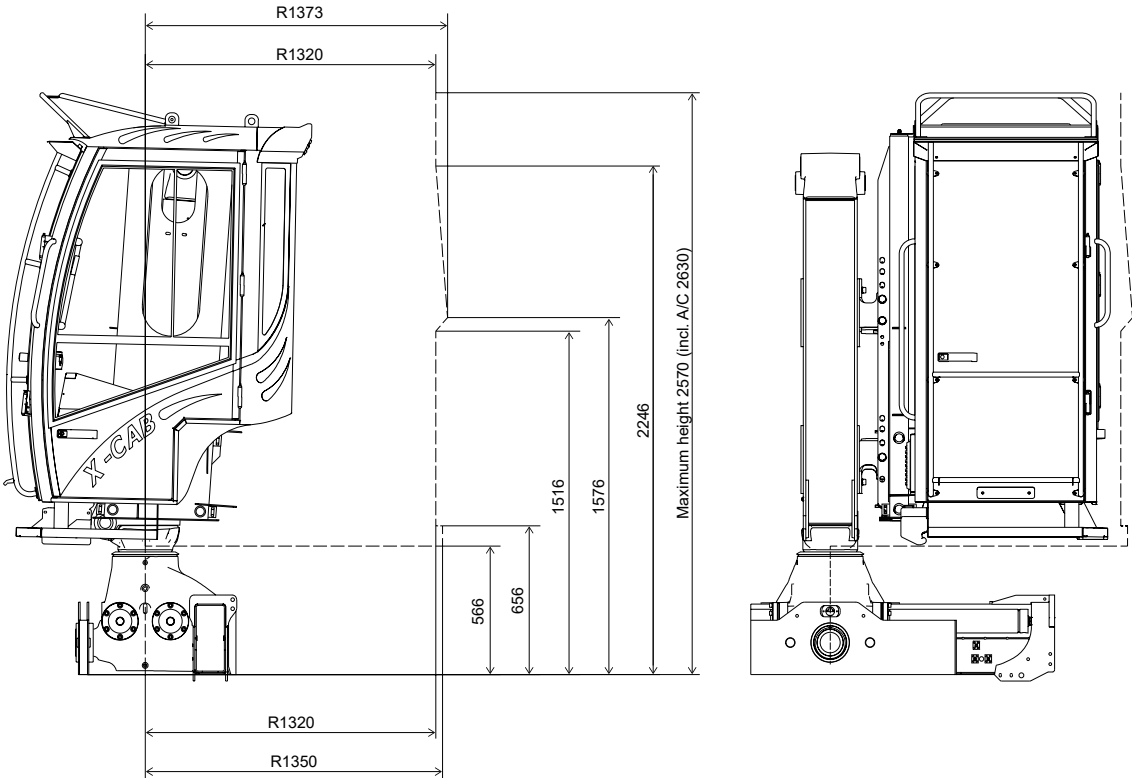
CENTRE MOUNTED

CENTRE LEFT OFFSET

LEFT & RIGHT MOUNTED

# CAB

CABIN ROTATION VOLUME

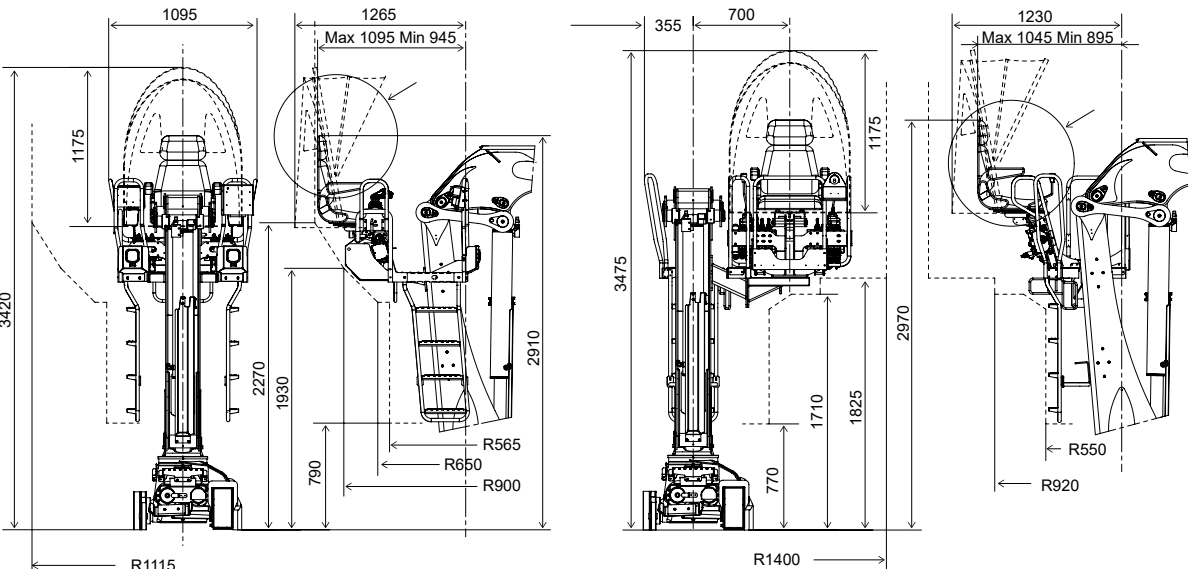


\*All dimensions in mm.

# OPERATOR'S POSITION

TECHNICAL DATA TZ13 | RZ13 | TZ18 | RZ18

OPERATOR'S POSITION - OPEN

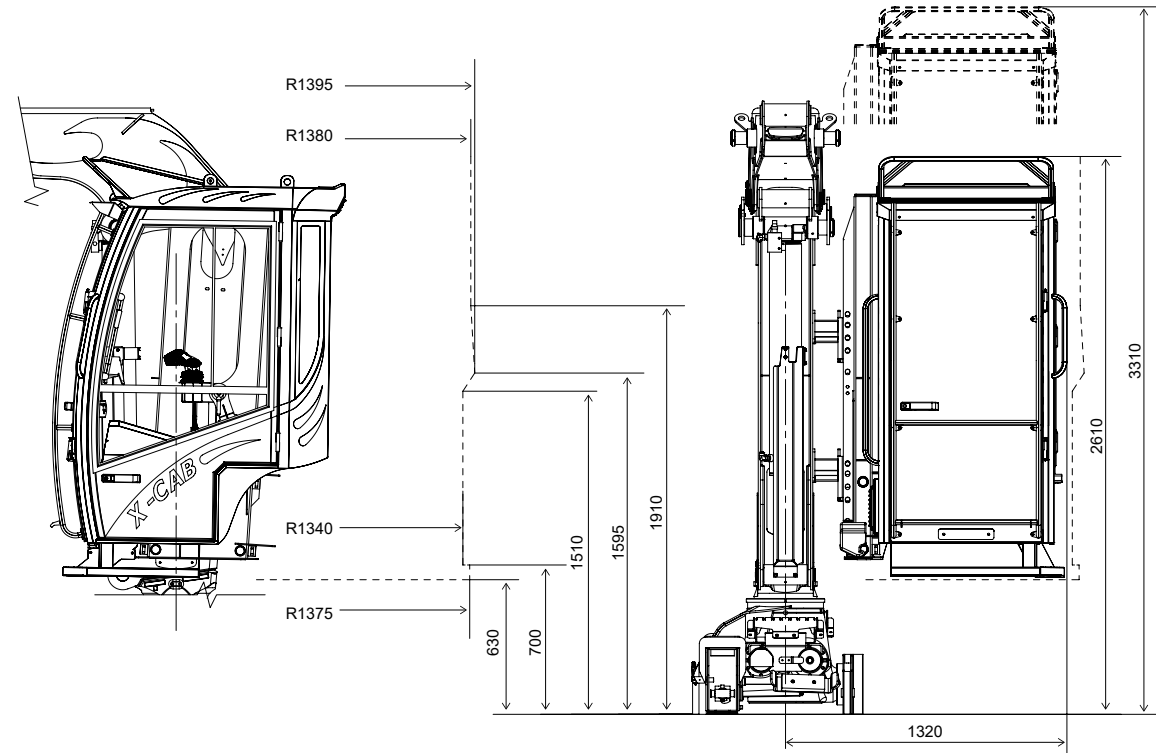


CENTRE MOUNTED

LEFT & RIGHT MOUNTED

# CAB

CABIN ROTATION VOLUME



\*All dimensions in mm.



# Experience. Technology. Innovation.

Cranab's factories are located in Vindeln, deep in the forests of West Bothnia. It's where we develop and manufacture world-class cranes, grapples and land clearing machines.

At Cranab, we are driven by a genuine passion for forestry and road clearance technology. We are also driven by our efforts to advance development and a desire for constant improvement.

We are based in northern Sweden, but do business all over the world. We listen carefully to what our customers and users have to say and always respond to market demands. Attentiveness, 60 years of experience and sound technological know-how form the basis of our innovative products.

Cranab, which manufactures products for both Cranab and Slagkraft, is part of the Fassi Group. In addition to Cranab AB, the Swedish arm of the group also includes Vimek AB which manufactures forest machines for non-destructive thinning. Today, the two companies are among the world's leading players in their fields. Their common success factors are the development, manufacture and marketing of leading products and solutions for the latest methods and professional users in forestry and road clearing.



FASSI GROUP